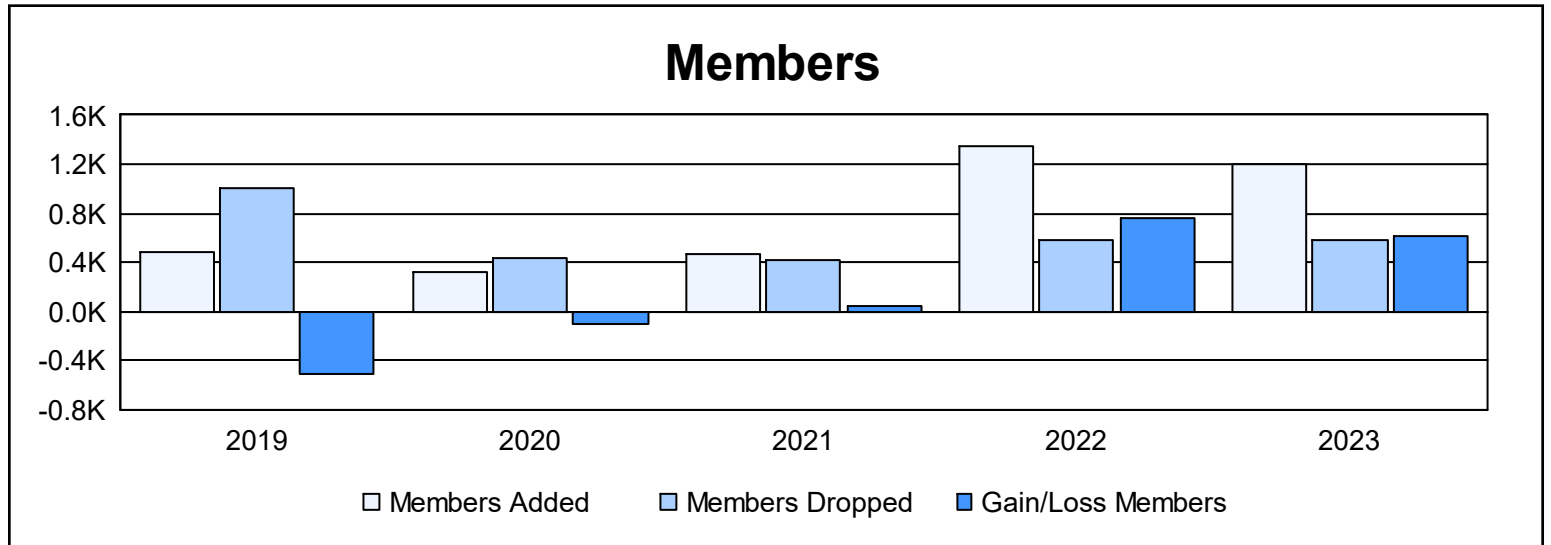
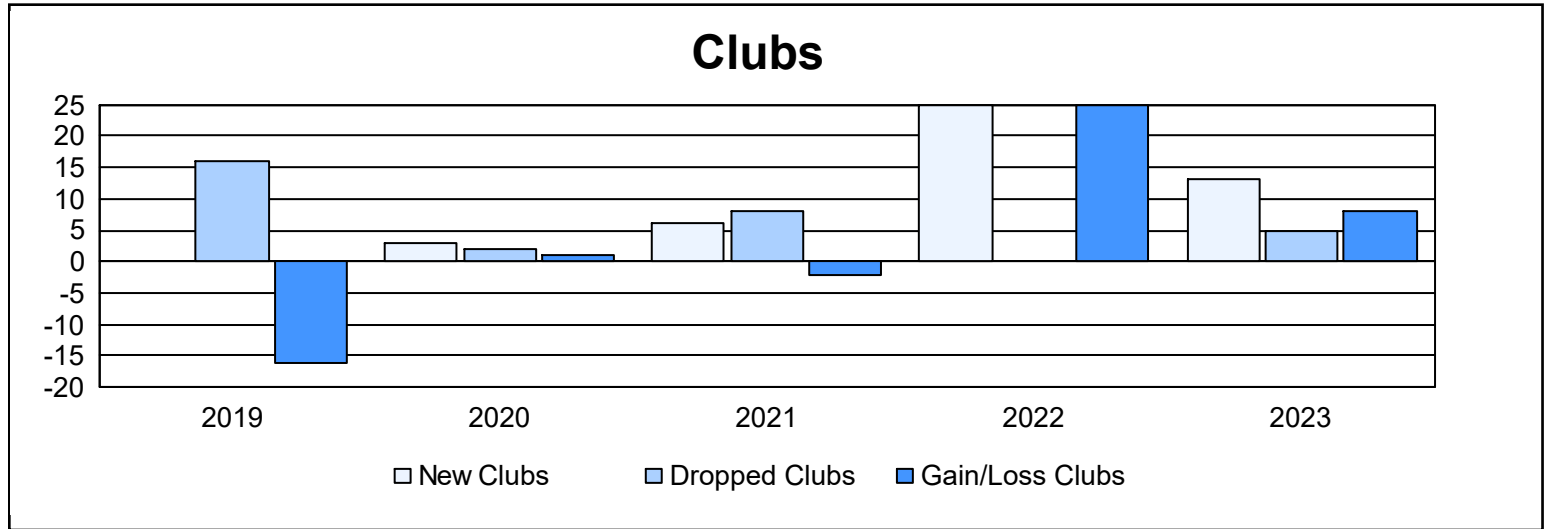
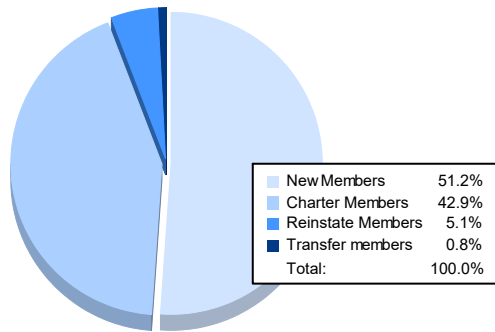


| Year           | New Clubs | Dropped Clubs | Gain/ Loss Clubs | New Members | Charter Members | Reinstate Members | Transfer Members | Total Member Added | Total Members Dropped | Gain/ Loss Members |
|----------------|-----------|---------------|------------------|-------------|-----------------|-------------------|------------------|--------------------|-----------------------|--------------------|
| 2018-2019      | 0         | 16            | -16              | 214         | 112             | 147               | 12               | 485                | 999                   | -514               |
| 2019-2020      | 3         | 2             | 1                | 212         | 80              | 33                | 3                | 328                | 429                   | -101               |
| 2020-2021      | 6         | 8             | -2               | 265         | 154             | 33                | 10               | 462                | 425                   | 37                 |
| 2021-2022      | 25        | 0             | 25               | 683         | 609             | 53                | 9                | 1,354              | 588                   | 766                |
| 2022-2023      | 13        | 5             | 8                | 618         | 517             | 61                | 10               | 1,206              | 584                   | 622                |
| <b>Average</b> | <b>9</b>  | <b>6</b>      | <b>3</b>         | <b>398</b>  | <b>294</b>      | <b>65</b>         | <b>9</b>         | <b>767</b>         | <b>605</b>            | <b>162</b>         |



### Membership Composition June 2023 Cumulative



### Gender Composition June 2023 Cumulative

